



**Geolam**<sup>®</sup>

Architectural Eco-Technology

# IN STOCK CATALOG


ARCHITECTURAL ELEMENTS, CLADDING & DECKING



GOVERNOR'S PLAZA, TN  
Color - Teak

Rosewood

Teak



## HYBRID ALUMINUM/WPC

Available in Teak, Moleskin, Rosewood and Ebony

## ARCHITECTURAL ELEMENTS

	Dimensions	Weight	End caps		Connectors	
			Plastic	WPC	Straight	Corner
<b>Soleo 6008</b>		0.77 kg/lm 0.52 lb/ft		✓	✓	✓
<b>Soleo 6031</b>		1.75 kg/lm 1.16 lb/ft		✓	✓	
<b>Soleo 6010</b>		2.30 kg/lm 1.55 lb/ft		✓	✓	✓
<b>Soleo 6033</b>		3.30 kg/lm 2.22 lb/ft	✓		✓	


Teak and Rosewood stocked in the US, no minimum. Minimum 1,000 ft for Moleskin and Ebony

## End Caps




## Splicers/Connectors

### Corners



### Straight




MULTI-UNIT CONDOS, TX  
Color - Ebony



# CLADDING



Teak



Outside Corner  
9322

2-piece Starter  
(J-trim) 9321

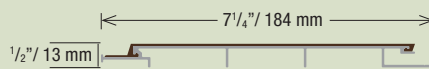
## HYBRID ALUMINUM/WPC

Available in Teak, Moleskin, Rosewood and Ebony

Dimensions


Weight

### Vertigo 5010




1.19 kg/lm  
0.80 lb/ft

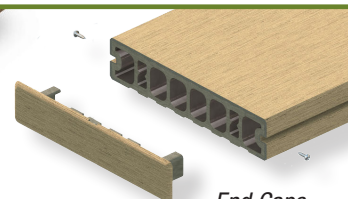
All colors stocked in the US, no minimum.



TIPTOP HOUSE, FL  
Color - Rosewood



Rosewood



End Caps  
and Screws

## CO-EXTRUDED WOOD PLASTIC COMPOSITE

Available in Teak, Moleskin, Rosewood and Ebony

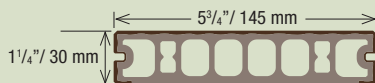
Dimensions

Weight

Clips and  
screws

End caps  
and screws

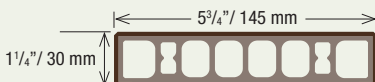
### Qualita 020C



3.30 kg/lm  
2.22 lb/ft



### Qualita 020E



3.30 kg/lm  
2.22 lb/ft



All colors stocked in the US, no minimum.

## Standard colors *Custom colors available upon request. (Minimum order quantities required)*




Teak



Moleskin



Rosewood



Ebony

To learn more about the advantages of Geolam®, our complete product line, or for any other information, please visit our website or contact us at any time.

[www.geolaminc.com](http://www.geolaminc.com)

Toll free: 1-877-627-3530 • [info@geolaminc.com](mailto:info@geolaminc.com)

# Geolam®

Architectural Eco-Technology