

STENI® - LASTING EXPRESSIONS

# PRODUCT CATALOGUE

60<sup>Y</sup> SIXTY-YEAR WARRANTY

💡 CREATIVE POSSIBILITIES

🏠 SECURES AND PROTECTS



**STENI**®

---

# PRODUCT ADVANTAGES

---

60<sup>Y</sup>

60-year functional warranty\*

25<sup>Y</sup>

25-year functional warranty\*



Adviser competence



Pre-drilled and cut



Eco-friendly



Range of surfaces, gloss levels and textures



Robust



Easy installation



Withstands frost and water



Safe



Wide range of colours



Durable

\* See the individual product page to see which warranty applies.

---


Steni AS supplies the façade industry's widest and most exciting range of surface solutions and format options. Our name is a guarantee of both cost-effective solutions and lasting aesthetics and quality.

We work closely with construction clients, architects and developers to ensure long-term relationships and to create added value.

We do all we can to be trusted advisers to our customers in supplying the façade solutions of tomorrow. We achieve this by combining experience with knowledge, innovation, playfulness and enthusiasm – and by offering useful tools and methods. Our partners can expect us to be good listeners who really understand their needs and requirements. Our customers can expect to receive quick and straightforward service, superb logistics and excellent availability via our distribution links.

We believe that lasting aesthetics, high quality and environmental friendliness are the key to a good future. We therefore provide sustainability by taking our social responsibility seriously and by giving our products a documented long lifespan. We work hard to minimise waste, to reduce CO<sub>2</sub> emissions and to ensure that our customers' life-cycle costs are kept low.

# CONTENTS










VALUES	2
STENI COLOUR	4
VISION	6
GLOSS LEVELS	8
TERRA BY STENI	9
STENI NATURE	10
ORIGINAL ACCESSORIES	13
FORMATS AND DRILLING	16
STENI COLOUR AND STENI VISION DESIGNELEMENTS	18
STENI NATURE DESIGN ELEMENTS	19
OPERATION AND MAINTENANCE	21
LIFTING AIDS	22
STENI AROUND THE WORLD	23



# STENI COLOUR 60<sup>Y</sup>

A robust and smooth façade panel with a surface of electron-beam-cured acrylic for a clean and exclusive effect.

## STENI COLOUR – STOCKED COLOURS

			
SN 8002 NCS S 1000-N Stocked: M-HM	SN 8003 NCS S 2000-N Stocked: M	SN 8020 NCS S 3000-N Stocked: M	SN 8008 NCS S 8000-N Stocked: M-HM
			
SN 8010 NCS S 0502-Y Stocked: M-HM	SN 8001 NCS S 0500-N Stocked: M-HM	SN 8900 NCS S 9000-N Stocked: M	

## STENI STANDARD FASTENERS (ACID-RESISTANT A4)

Product	Dimensions	No. per pack
Wood screw*	4.0 × 28/33 mm	500 pcs
Metal screw (self-drilling)	4.2 × 25 mm	500 pcs

\* Stocked with untreated heads, and with painted heads in stock panel colours. The screws are supplied with a pan head and a T20 head (see page 13 for a complete overview).

## STANDARD PRODUCTION FORMATS (mm)

Minimum 10 m<sup>2</sup> per division.

Steni Colour stocked formats:  
1,195 × 2,995 mm.  
Full production width of 1195 mm is always charged.

Standard panel divisions*	Standard production length
295 + 295 + 295 + 295	1195-3495
395 + 395 + 395	1020-3495
595 + 595	850-3495
795 + 395	1020-3495
895 + 295	1195-3495
1195**	850-3495

\* All panels split from the same full-width panel must be of the same length.

\*\* No minimum quantity for 1195 mm width.

For a complete overview of available formats, see the tables from page 16 onwards.  
Steni delivers L- and U-elements (ref. p. 18)

Steni Colour is easy to maintain and quick to install, with minimal waste. The panels are highly environmentally friendly, and thanks to the lifetime warranty of 60 years the total life-cycle cost is the lowest in their class.

Steni Colour is a fibreglass-reinforced stone composite panel suitable for use as cladding on all types of buildings. The panels should be installed in accordance with our installation instructions.

Steni Colour is available in a wide range of standard colours and formats, and in three gloss levels, so you will always be able to find a variant that is perfect for your project.



Find out more about why Steni is good for the environment.



Installation instructions: Scan the QR code or visit steni.com



Take a good look at our extensive range of surfaces.

## STENI COLOUR – STANDARD COLOURS

									
SN 9100* NCS S 1580-Y90R	SN 9101* NCS S 2070-Y60R	SN 9102* NCS 0876-Y44R	SN 2008 NCS S 4550-Y80R	SN 9103 NCS S 7020-R	SN 9104* NCS S 3631-R22B	SN 9105 NCS S 1020-R20B	SN 9106 NCS S 3010-R50B	SN 9107 NCS S 5030-R60B	SN 9108 NCS S 5010-R70B
									
SN 9109* NCS 0946-Y94R	SN 9200* NCS S 1070-Y10R	SN 9201* NCS S 0560-G80Y	SN 3413 NCS S 1020-Y10R	SN 9202* NCS S 4550-Y30R	SN 9203* NCS 6621-Y55R	SN 9204 NCS 8404-G85Y	SN 9306* NCS 8503-G22Y	SN 9206* NCS S 5010-Y10R	SN 9207 NCS S 5010-Y30R
									
SN 8013 NCS S 1002-G50Y	SN 8010 NCS S 0502-Y Stocked: M-HM	SN 8011 NCS S 1005-Y20R	SN 4350 NCS S 3010-Y30R	SN 4353 NCS S 3010-Y50R	SN 4357 NCS S 3030-Y50R	SN 4072 NCS S 2010-Y10R	SN 4012 NCS S 2010-Y30R	SN 4500 NCS S 2020-Y40R	SN 9205 NCS S 1502-Y
									
SN 9300* NCS S 1070-G30Y	SN 9301 NCS S 4050-G30Y	SN 9302 NCS S 0565-G50Y	SN 9303 NCS S 6530-B30G	SN 9304* NCS S 5040-B30G	SN 9305 NCS S 0540-B30G	SN 9307 NCS S 5010-G30Y	SN 9308 NCS S 2010-G30Y	SN 9309 NCS S 5010-B30G	SN 6510* NCS S 2005-B20G
									
SN 9400* NCS S 4050-R90B	SN 7534 NCS S 5040-R80B	SN 9402 NCS S 2010-R90B	SN 7020 NCS S 5010-R90B	SN 9401 NCS S 8010-R90B	SN 6520 NCS S 3020-B10G	SN 5550 NCS S 2040-B10G	SN 7013 NCS S 2010-R70B	SN 9310 NCS S 2010-B30G	SN 5010 NCS S 4010-G10Y
									
SN 8001 NCS S 0500-N Stocked: M-HM	SN 8002 NCS S 1000-N Stocked: M-HM	SN 8003 NCS S 2000-N Stocked: M	SN 8020 NCS S 3000-N Stocked: M	SN 8004 NCS S 4000-N	SN 8005 NCS S 5000-N	SN 8006 NCS S 6000-N	SN 8007 NCS S 7000-N	SN 8008 NCS S 8000-N Stocked: M-HM	SN 8900 NCS S 9000-N Stocked: M

Printed colours may deviate slightly from the actual colours. Please request a product sample.  
\* Not available in matt (M).

PLAY WITH STENI COLOURS ON VARIOUS  
DIGITAL BUILDINGS.



### ABOUT COLOUR CODES

All standard surfaces have a unique Steni code beginning with SN or SV, e.g. SN 8010 (Colour), SN 100 (Nature) or SV 10002 (Vision). In addition we give NCS or RAL colour codes for Steni Colour to make it easier for you to match the colour with other products.

### COLOUR PRECISION

We check the colour of Steni Colour using a spectrophotometer, which measures colour differences in accordance with the measuring methods specified in CIE 15:2004.  
The permitted variance within the same batch is  $\Delta E = 0.5$   
The permitted variance between different batches is  $\Delta E = 3.0$

### CAN'T FIND THE COLOUR YOU'RE LOOKING FOR?

We mix all of the colours for Steni Colour ourselves in the factory. This uniquely enables us to offer special colours within the NCS and RAL colour systems. We now have over 2,200 approved colours in our archive, so please contact us if you want a colour that is not in our standard range. Unused paint degrades over time, so all colours, whether standard or special colours, are mixed to order.

Even though our processes are high-precision, there may be small variations between mixes. You may wish to bear this in mind if your project is being planned with partial deliveries. Note that we are unable to offer exact colour matches between multiple production runs.

# STENI VISION 60<sup>Y</sup>

A robust and smooth façade panel with a surface of print and electron-beam-cured acrylic for a unique and creative effect.

## STENI VISION STANDARD PRINT



SV 10001 M, HM, HG  
Oak Grey\*  
Screw colour – SN 8020  
Caulk colour – SN 8020\*\*



SV 10002 M, HM, HG  
Oak Red\*  
Screw colour – NCS S 4040-Y40R  
Caulk colour – NCS S 4040-Y40R\*\*



SV 10003 M, HM, HG  
Oak Brown\*  
Screw colour – RAL 1011  
Caulk colour – RAL 1011\*\*



SV 10004 M, HM, HG  
Oak Light\*  
Screw colour – NCS S 3020-Y30R  
Caulk colour – NCS S 3020-Y30R\*\*



SV 10005 HM  
Zebrano Grey\*  
Screw colour – SN 8008  
Caulk colour – SN 8008\*\*



SV 10006 HM  
Firewood\*  
Screw colour – NCS S 6030-Y70R  
Caulk colour – NCS S 6030-Y70R\*\*



SV 10007 HM  
Chestnut\*  
Screw colour – SN 8008  
Caulk colour – SN 8008\*\*



SV 20001 M, HM, HG  
Concrete Dark\*  
Screw colour – SN 8004  
Caulk colour – SN 8004\*\*



SV 20002 M, HM, HG  
Concrete Light\*  
Screw colour – SN 8003  
Caulk colour – SN 8003\*\*



SV 20003 M  
White Marble\*  
Screw colour – SN 8003  
Caulk colour – SN 8020\*\*



SV 20004 M  
Yellow Sandstone\*  
Screw colour – SN 4357  
Caulk colour – SN 4357\*\*



SV 20005 M  
Travertine\*  
Screw colour – SN 4350  
Caulk colour – SN 4350\*\*



SV 20006 M  
Galvanised Steel\*  
Screw colour – SN 8006  
Caulk colour – SN 8020\*\*



SV 20007 M  
Corten Rusty\*  
Screw colour – NCS S 6030-Y70R  
Caulk colour – NCS S 6030-Y70R\*\*

\*This sample image is not actual size. The size of the pattern depends on the application.  
\*\*Caulk colour\* specifies the colour of the sealant in the corners of the L- and U-elements.

## STENI STANDARD FASTENERS [ACID-RESISTANT A4]

Product	Dimensions	No. per pack
Wood screw***	4.0 × 28/33 mm	500 pcs
Metal screw (self-drilling)	4.2 × 25 mm	500 pcs

\*\*\*Stocked with untreated heads.  
The screws are supplied with a pan head and a T20 head (see page 13 for a complete overview).

## STENI VISION ELEMENTS

All Steni Vision standard designs are also available in L- and U-elements. See page 18 for details.

Steni Vision is available in a range of standard designs and three levels (some limitations apply. Please check images on the left) You can also create your own design using our custom production. We will be happy to help you to find your own unique look.

Steni Vision is a non-stock item. Full production width of 1,195 mm is always charged.

Standard panel width	Standard production length
1195	850-3190

For a complete overview of available formats, see the tables from page 16 onwards.

## SAMPLES

All decors are made up of several shades of colours that will be perceived differently depending on the lighting conditions. Inspect the Steni Vision sample(s) outside in normal daylight.

Steni Vision is a fibreglass-reinforced stone composite panel suitable for use as cladding on all types of buildings. The panels should be installed in accordance with our installation instructions.



Installation instructions:  
Scan the QR code or visit  
steni.com

The digital print technology that we use in the production of Steni Vision enables you as the customer to create a completely unique effect for your façade.

We work closely with skilled graphic designers who can help you to realise your idea. Our partners can help you with everything from the initial concept to finished, print-ready files. As is normal in the field of graphic design and printing, the printing technology is based on the CMYK colour system. This results in a smaller range

of colours than systems such as NCS or RAL, and as a result it may be difficult to reproduce certain colours with Steni Vision. Visit our website to find out more about how to plan and realise your Vision project. Our experts will help you to achieve a brilliant result!

## STENI VISION GIVES YOU OPPORTUNITIES



**INTEGRATION**  
BLEND IN OR STAND OUT

Adapt your building to its surroundings, or give it a completely different look.



**INFORMATION**  
CLEAR MESSAGES

Clear information helps people to decide. Make it clear: who, what, where and why.



**IDENTITY**  
A PERSONAL TOUCH

Accentuate your building – give it a unique personality



**ILLUSION**  
AESTHETIC TRICKS

Things aren't always what they seem. Optical illusions provide a powerful way in which to highlight architectural expressions.

Steni Vision is easy to maintain and quick to install, with minimal waste. The panels are highly environmentally friendly, and thanks to the lifetime warranty of 60 years the total life-cycle cost is the lowest in their class.

### WANT A PARTICULAR PATTERN?

Specific formats and requirements apply. Get in touch with your local sales rep for more information and assistance..

### ONE WALL = ONE DESIGN

A single image can be divided up to cover all or part of the façade!

### DIGITAL PRINTING

Steni Vision has a surface that is produced using digital printing technology. This gives you, as a designer, a unique opportunity to create an individual look in an easy, modern manner.



Be inspired!  
Download our façade brochure here or from [steni.com](http://steni.com)

---

# GLOSS LEVELS

---

With our gloss levels, you can use the light to expand the colour palette and let nature create new effects every day.

Steni Colour in three gloss variations..



## STENI COLOUR AND VISION ARE AVAILABLE IN THREE DIFFERENT GLOSS LEVELS

---

Matt [M] is equivalent to gloss levels 1-4.  
Half matt [HM] is equivalent to gloss levels 6-20  
High gloss [HG] is equivalent to gloss levels 60-75.



M: Matt



HM: Half matt



HG: High gloss





# terra by STENI® 25<sup>Y</sup>

A robust and natural foundation panel with a surface of crushed natural stone.



## TERRA BY STENI – STANDARD COLOURS



SN 201 – Grey  
Screw colour – SN 8004 M



SN 305 – Black  
Screw colour – SN 8008 M



SN 100 – White  
Screw colour – SN 8013 M

Screw colours refer to colour codes for Steni Colour (see Steni Colour chart on page 5).

## STENI STANDARD FASTENERS (acid-resistant A4)

Product	Dimensions	No. per pack
Wood screw powder-coated M	4.0 × 28 mm	200

The screws are supplied with a pan, R1 square head, painted grey, white or black. Stocked with painted heads in stacked panel colours.

## STANDARD PRODUCTION FORMATS (mm)

TERRA by Steni is supplied undrilled.

Panel width	Panel length	No. per pallet
1195	2395	50
595	2395	100
595	1195	140

## BATCHES

Colour differences may occur between different production so consider this when you order panels.

Terra by STENI is a fibreglass-reinforced stone composite panel suitable for use as external facing on foundation walls.



Find out more about Terra: Scan the QR code or visit [steni.com](http://steni.com)

Terra by STENI is available in three colours.



See our reference projects. Scan the QR code or visit [steni.com](http://steni.com)

Terra by STENI is very easy to cut and install, enabling you to refresh old foundation walls with a maintenance-free surface that will last for years.



See how easy it is to install Terra by STENI. Download the video here.

# STENI NATURE 60<sup>Y</sup>

A strong and natural façade panel with a surface of crushed natural stone.



## STENI NATURE STOCKED COLOURS



WHISPER WHITE/SN 100  
(WHITE)  
Screw colour – SN 8013 M  
Stocked: F, M



NORDIC LIGHT/SN 106  
(BOTTICINO)  
Screw colour – SN 4012 M  
Stocked: M



SIENNA/SN 140  
(GIALLO SIENNA)  
Screw colour – SN 4012 M  
Stocked: F, M



URBAN GREY/SN 117  
(PEARL GREY)  
Screw colour – SN 8004 M  
Stocked: F, M

Screw colours refer to colour codes for Steni Colour (see Steni Colour chart on page 5).

## STENI STANDARD FASTENERS (acid-resistant A4)

Product	Dimensions	No. per pack
Wood screw*	4.0 × 28/33 mm	500 pcs
Metal screw [self-drilling]	4.2 × 25 mm	500 pcs

\* Stocked with untreated heads, and with painted heads in stock panel colours. The screws are supplied with a pan, T20 head (see page 13 for a complete overview).

### HIGH FIRE CLASS

Steni Nature Coarse has A2-s1.d0 fire classification [ref our technical datasheet]

### BATCHES

Colour differences may occur between different production so consider this when you order panels.

## STANDARD PRODUCTION FORMATS [mm]

Minimum 30 m<sup>2</sup> per division.

Steni Nature stocked formats:  
1,195 × 2,995 mm.  
Full production width of 1195 mm is always charged.

Standard panel divisions*	Standard production length
295 + 295 + 295 + 295	1195-3495
395 + 395 + 395	850-3495
595 + 595	850-3495
1195**	850-3495

\* All panels split from the same full-width panel must be of the same length.

\*\* No minimum quantity for 1195 mm width.

For a complete overview of available formats, see the tables from page 16 onwards.

Steni delivers L- and U-elements (ref. p. 18)

Steni Nature is easy to maintain and quick to install, with minimal waste. The panels are highly environmentally friendly, and thanks to their expected lifetime of over 60 years the total life-cycle cost is the lowest in their class.

Steni Nature is a fibreglass-reinforced stone composite panel suitable for use as external cladding on all types of buildings. The panels should be installed in accordance with our installation instructions.

Steni Nature is available in a multitude of surfaces, stone grades and formats. The panels blend in with the natural environment, making the timeless design an excellent alternative to plaster or brick.



See how easy it is to remove graffiti from STENI Nature.



Find out more about Nature: Scan the QR code or visit [steni.com](http://steni.com)



See our reference projects. Scan the QR code or visit [steni.com](http://steni.com)

## STENI NATURE – STANDARD COLOURS



WHISPER WHITE/SN 100 (WHITE)  
Screw colour – SN 8013 M  
Stocked: F, M  
Standard: F, M, C



URBAN GREY/SN 117 (PEARL GREY)  
Screw colour – SN 8004 M  
Stocked: F, M  
Standard: F, M, C



DUSTY RED MIX/SN 190 (FINNISH RED)  
Screw colour – S5040-Y70R M  
Standard: FM, M



NORDIC LIGHT/SN 106 (BOTTICINO)  
Screw colour – SN 4012 M  
Stocked: M  
Standard: F, M



HYDRO/SN 130 (VERDE ALPI)  
Screw colour – S 4502-Y M  
Standard: M



CARBON/SN 305 (CARBON)  
Screw colour – SN 8008 M  
Standard: FM, M



NORDIC SAND/SN 111 (SAND GREY)  
Screw colour – S 4502-Y M  
Standard: M



EXTRA WHITE/SN 500  
Screw colour – SN 8013 M  
Standard: F



GRANITE/SN 315 (GRANITE)  
Screw colour – S4502-Y M  
Standard: F



SECRET BLEND/SN 20  
Screw colour – SN 8010 M  
Standard: F



SIENNA/SN 140 (GIALLO SIENNA)  
Screw colour – SN 4012 M  
Stocked: F, M  
Standard: F, M, C



WHITE LINEN/SN 320 (ANTICO)  
Screw colour – SN 8013 M  
Standard: M

Screw colours SN refer to the colour codes for Steni Colour (see the colour chart on page 5).

## GRADES




FM: Fine Micro



F: Fine



M: Medium



C: Coarse

The images are not scale 1:1

### CAN'T FIND WHAT YOU'RE LOOKING FOR?

Steni Nature can be ordered with special stone or in a special grade. In that case, our laboratory must approve the type of stone in advance and ensure that the grade chosen is suitable for production. This will result in a unique production run that will give your façade the unique and robust look that you want. Our standards of quality and precision are just as stringent for special orders as they are for our standard colours, but we cannot guarantee that the same type of stone will be available in the future. Please take this into consideration when calculating the size of your order.

---

# BE INSPIRED DESIGNELEMENTS

---





# ORIGINAL ACCESSORIES



Our products are fully tested, so you can be sure that all of the components will work together, the installation will go smoothly, and the desired result will be achieved.

## STENI STANDARD WOOD SCREWS

[ACID-RESISTANT A4, PAN HEAD, TORX 20]

Product	Stock	Dimensions	No. per pack
Plain, untreated	X	4.0 × 28 mm	500 pcs
Painted half matt*	X	4.0 × 28 mm	500 pcs
Painted matt	X	4.0 × 28 mm	500 pcs
Painted matt	X	4.0 × 28 mm	200 pcs**
Plain, untreated	X	4.0 × 33 mm	500 pcs
Painted half matt*	X	4.0 × 33 mm	500 pcs
Painted matt	X	4.0 × 33 mm	500 pcs

\* HM screws are supplied with Steni Colour HG.

\*\* Screws for Terra by STENI are supplied in packs of 200 with an R1 square head.



Screws for TERRA by STENI



Steni Colour L-element

## STENI SELF-DRILLING SCREW [RTB] FOR STEEL AND ALUMINIUM

[ACID-RESISTANT A4, PAN HEAD, TORX 20]

Product	Dimensions	No. per pack
Plain, untreated	4.2 × 25 mm	500 pcs
Painted half matt*	4.2 × 25 mm	500 pcs
Painted matt	4.2 × 25 mm	500 pcs

\*HM screws are supplied with Steni Colour HG.

### SCREWS

Screws for wooden substructure are stocked in colours matching stocked panels. The colours of screws may deviate from the colours of panels

### CAN'T FIND WHAT YOU'RE LOOKING FOR?

All Steni screws are available with painted heads. The colour charts show the recommended screw colours for all standard products. Painted screws are stocked for all stocked panel variants. We can also supply painted screws to match most NCS and RAL colour codes. Our joint and corner profiles are also available painted black, white or natural (anodised) aluminium. Other colours are also available on request.

## STENI EPDM

Product	Dimensions	Colour [NCS code]
EPDM, rubber polymer	70 mm × 25 m per roll	Black [S 9000-N]
EPDM, rubber polymer	70 mm × 25 m per roll	Grey [S 6000-N]
EPDM, rubber polymer	70 mm × 25 m per roll	White [S 1005-Y20R]
EPDM, rubber polymer	95 mm × 25 m per roll	Black [S 9000-N]
EPDM, rubber polymer	95 mm × 25 m per roll	Grey [S 6000-N]
EPDM, rubber polymer	95 mm × 25 m per roll	White [S 1005-Y20R]
EPDM, rubber polymer	120 mm × 25 m per roll	Black [S 9000-N]
EPDM, rubber polymer	120 mm × 25 m per roll	Grey [S 6000-N]
EPDM, rubber polymer	120 mm × 25 m per roll	White [S 1005-Y20R]



## TOUCH-UP PEN

Product	Colour	Quantity.pr package
Uni Paint PX 30	Dark Colour	1 piece. [covers about 100 m panel edge]



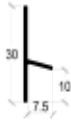
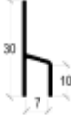

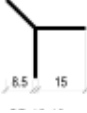
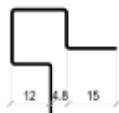
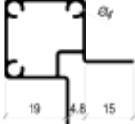
This is a felt-tip pen to be used for repairing / improving edges of panels at the building site  
Follow the procedure for using the Touch-up pen (to be found on our website [www.steni.com](http://www.steni.com))  
There is no warranty or right to claim for the use and/or result of the use of the touch-up pen.

## STENI BITS, SAW BLADES AND CUTTING DISCS

Product	Dimensions	No. per pack
Steni Multiconstruction drill bit	Ø5.5 × 85 mm	1 pc
Steni Jigsaw blade T-tang	100 mm	1 pc
Cutting disc for Steni	Ø150 × 2.6 × 30 mm	1 pc
30 mm bushing	Ø30/25.4 × 2.6 mm	1 pc
30 mm bushing	Ø30/22.2 × 2.6 mm	1 pc
30 mm bushing	Ø30/20.0 × 2.6 mm	1 pc



STENI ALUMINIUM CORNER AND JOINT PROFILES

PRODUCT	INTENDED USE		COLOUR	LENGTH
Horizontal profile: HFP 7-30	Steni façade panels [single panel thickness]		Natural [anodised] 15µ	3.0 m
			White [RAL 9010]	3.0 m
			Black [RAL 9005]	3.0 m
Horizontal profile: HP 7-30	Steni Colour/Vision/Nature F/FM [single panel thickness]		Natural [anodised] 15µ	3.0 m
			White [RAL 9010]	3.0 m
			Black [RAL 9005]	3.0 m
Vertical profile: FP 6-30	Steni façade panels [single panel thickness]		Natural [anodised] 15µ	3.0 m
			White [RAL 9010]	3.0 m
			Black [RAL 9005]	3.0 m
Vertical profile external corner: CP 15-13	Steni façade panels [single panel thickness]		Natural [anodised] 15µ	3.0 m
			White [RAL 9010]	3.0 m
			Black [RAL 9005]	3.0 m
Vertical profile external corner: CP 15-18-33	Steni façade panels [single panel thickness]		Natural [anodised] 15µ	3.0 m
			White [RAL 9010]	3.0 m
			Black [RAL 9005]	3.0 m
Vertical profile external corner: CP 15-25-40	Steni façade panels [double panel thickness]		Natural [anodised] 15µ	3.0 m
			White [RAL 9010]	3.0 m
			Black [RAL 9005]	3.0 m

Painted in other colours by request.



DO YOU WANT TO GLUE YOUR FAÇADE?

Our partners have tested and approved adhesive systems adapted to our Steni Colour facade panel. The products must be purchased directly from the distributors. Installation instructions for approved adhesive systems can be downloaded by scanning the QR code on the right side.



Installation instructions:  
Scan the QR code or visit  
steni.com

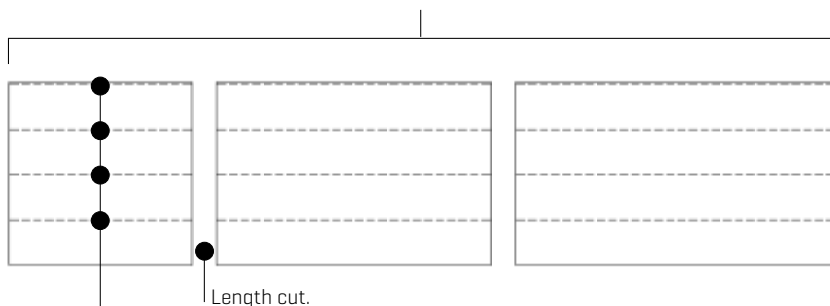
# FORMATS AND DRILLING

## ABOUT THE FORMAT TABLES

The panels are produced as a continuous sheet that is initially cut into lengths of 850–3,495 mm. These full-width panels are then divided in accordance with the widths stated in the format tables. Therefore, each full-width panel can only be divided into smaller panels of the same length. There is no required minimum order size for split panels of the same length within each full-width panel. However, the total quantity of the split panels must add up to the area of the full-width panel concerned [see diagram].

If divisions that do not meet the minimum-quantity requirement are ordered, we will attempt to produce these as custom formats. If even this is not possible, the panels will be supplied full-width, and must be adapted on the construction site. Any such panels will be supplied along with a drawing showing how they should be cut with minimal waste.

Same panel division, but different panel lengths.  
The total area must satisfy the minimum quantity.



Splitting full-width panel (here  $4 \times 295$  mm): see the panel division column in the tables below for possible configurations. All panels split from the same full-width panel will always be of the same length. The minimum quantities in the tables refer to this division.

An optimal production requires that the number of split panels always adds up to the full-width panel produced. Unfortunately, in some cases parts of the full-width panel cannot be used. There are three things in particular that will affect this.

- Choice of width format
- Variation in length format
- Splitting up of the order



Steni is committed to supplying sustainable solutions that make better use of our resources and reduce the strain on the environment. By discussing your project with us at an early stage, you as a customer can help us in this important work and also help to reduce your project costs.

## PRODUCTION FORMATS FOR STENI COLOUR

### STANDARD PRODUCTION FORMATS [mm]

Minimum 10 m<sup>2</sup> per division.

STANDARD PANEL DIVISIONS*	STANDARD PRODUCTION LENGTHS
295 + 295 + 295 + 295	1195–3495
395 + 395 + 395	1020–3495
595 + 295 + 295	1195–3495
595 + 595	850–3495
795 + 395	1020–3495
895 + 295	1195–3495
1195**	850–3495

### CUSTOM PRODUCTION FORMATS [mm]

Minimum 20 m<sup>2</sup> per division.

CUSTOM PANEL DIVISIONS	CUSTOM PRODUCTION LENGTHS
292–294	1195–3495
292–605	1195–3495
292–901	1195–3495
596–1194	1195–3495

MAX. NUMBER OF PANELS SPLIT FROM A FULL-WIDTH PANEL
Full width of the panel is divided into 4 formats
Full width of the panel is divided into 3 formats
Full width of the panel is divided into 2 formats
Full width of the panel is divided into 1 format

\* All panels split from the same full-width panel must be of the same length [see diagram].  
\*\* No minimum quantity for 1195 mm width.

Steni Colour stocked formats: 1195 × 2995 mm.  
Full production width of 1195 mm is always charged  
Waste < 150mm will be discarded.  
Formats may be pre-drilled according to our standard drill patterns [ref QR code on the bottom of page 17]



## PRODUCTION FORMATS FOR STENI NATURE

### STANDARD PRODUCTION FORMATS (mm)

Minimum 30 m<sup>2</sup> per division.

### CUSTOM PRODUCTION FORMATS (mm)

Minimum 30 m<sup>2</sup> per division.

Standard panel divisions*	Standard production length	Custom panel divisions*	Custom production length	Note
295 + 295 + 295 + 295	1195-3495	292-294	1195-3495	Full width of the panel is divided into 4 formats
395 + 395 + 395	850-3495	292-605	1195-3495	Full width of the panel is divided into 3 formats
595 + 595	850-3495	292-901	1195-3495	Full width of the panel is divided into 2 formats
1195**	850-3495	596-1194	1195-3495	Full width of the panel is divided into 1 format

\* All panels split from the same full-width panel must be of the same length.

\*\* No minimum quantity for 1,195 mm width.

Steni Nature stocked formats: 1195 × 2995 mm.

Full production width of 1195 mm is always charged

Formats may be pre-drilled according to our standard drill patterns [ref QR code on the bottom of this page].

## PRODUCTION FORMATS FOR STENI VISION

### STANDARD PRODUCTION FORMATS (mm)

### CUSTOM PRODUCTION FORMATS\* (mm)

All custom production formats are treated as STENI Vision Custom

Standard panel divisions	Standard production length	Custom panel divisions	Custom production length	Note
1195	850-3190	292-294	850-3190	Full width of the panel is divided into 4 formats
		292-605	850-3190	Full width of the panel is divided into 3 formats
		292-901	850-3190	Full width of the panel is divided into 2 formats
		596-1,194	850-3190	Full width of the panel is divided into 1 format
		295 + 295 + 295 + 295	850-3190	
		395 + 395 + 395	850-3190	
		595 + 295 + 295	850-3190	
		595 + 595	850-3190	
		795 + 395	850-3190	
		895 + 295	850-3190	

Steni Vision is a non-stock item.

Full production width of 1195 mm is always charged

Formats may be pre-drilled according to our standard drill patterns [ref QR code on the bottom of this page].



Download our standard drilling templates.  
Scan the QR code or visit [steni.com](http://steni.com)

## PRE-DRILLING PANELS

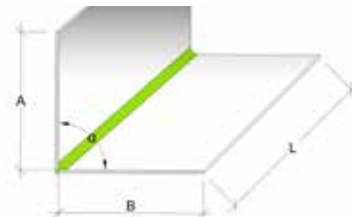
All standard production format panels can also be supplied pre-drilled. In addition, most custom production formats can be pre-drilled, except STENI Vision. Pre-drilling follows our standard drilling templates [see our website].

# STENI COLOUR AND STENI VISION DESIGN ELEMENTS

Steni Vision design elements here refers only to standard print designs.  
 All items are delivered undrilled.  
 NB: All dimensions are internal dimensions.

## L-ELEMENT

$\alpha_{AB}$ [°]	A [mm]	B [mm]	A+B [mm]	Length [mm]
70 - 150	60 - 1192	60 - 1192	120 - 700	100 - 3495*
			701 - 800	100 - 3000
			801 - 1000	100 - 2400
			1001 - 1250	100 - 2000
			1251-1600	100 - 1500

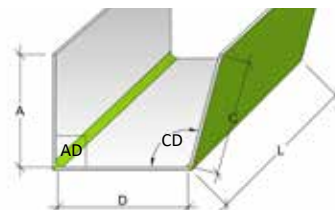
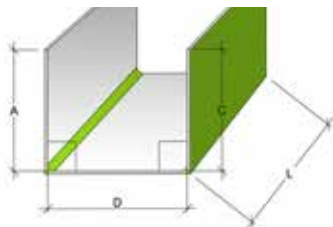


\* The maximum length of Steni Vision elements is 3190 mm  
 The maximum length of non-90° elements is 3300 mm

## U-ELEMENT

$\alpha_{AD}$ [°]	$\alpha_{CD}$ [°]	A [mm]	D [mm]	C [mm]	A+D+C [mm]	Length [mm]
90 - 150	90 - 150	60 - 592	100 - 1187	60 - 592	220 - 700	100 - 3495*
					701 - 800	100 - 3000
					801 - 1000	100 - 2400
					1001 - 1250	100 - 2000
					1251 - 1600	100 - 1500

\* The maximum length of Steni Vision elements is 3190 mm



Please remember that elements will be described as follows in order confirmations:

For L-elements: Wing A / Wing B / Length / Angle

For U-elements: Wing A / Base D / Wing C / Length / Angle AD / Angle CD

To avoid any misunderstandings, please specify element dimensions in your purchase order the same way as above.?

# STENI NATURE DESIGN ELEMENTS

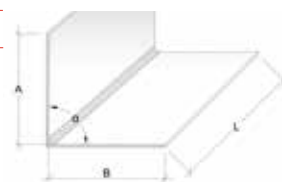
Steni Nature design elements provide smooth, even corners.

All items are delivered undrilled.

NB: All dimensions are internal dimensions.

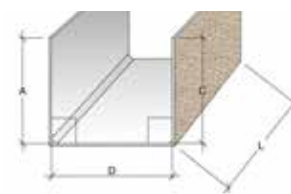
## L-ELEMENT $\alpha = 90^\circ$

A (mm)	B (mm)	A+B (mm)	Length fine (mm)	Length medium (mm)	Length coarse (mm)
60 - 594	60 - 794	120 - 290	100 - 3495	100 - 2995	100 - 2995
		291 - 588	100 - 3200	100 - 2500	100 - 2500
		589 - 788	100 - 2995	100 - 2500	100 - 2000
		798 - 1188	100 - 1500	100 - 1500	-



## U-ELEMENT $90^\circ+90^\circ$

A (mm)	D (mm)	C (mm)	A+D+C (mm)	Length fine (mm)	Length medium (mm)
60 - 145	120 - 592	60 - 145	240 - 882	100 - 2995	100 - 2995
60 - 594	120 - 592	60 - 594	240 - 1184	100 - 2395	100 - 2395



---

# BE INSPIRED

---





---

# OPERATION AND MAINTENANCE

---

## CLEANING

### CHOOSING A CLEANING AGENT

All Steni panels can be cleaned with most cleaning agents on the market intended for use on buildings (e.g. “house wash” detergents). Choose a cleaning product based on what you want to wash off. Carefully follow the cleaning product’s instructions for use. If you are uncertain, we recommend performing a test in a discreet location, or contacting a professional cleaning company. Steni Nature and Steni Terra can be primed and impregnated to make the surface easier to keep clean.

### HIGH-PRESSURE WASHING

All Steni panels can be cleaned with a high-pressure washer up to 100 bar and at temperatures up to 80 °C. Hold the nozzle at least 20–30 cm from the surface. High-pressure washing at high temperatures produces good results, is kind to the environment and is preferable to excessive use of chemicals. When using high-pressure washers on Steni Nature and Steni Terra, there is always a risk that the surface stone could loosen. Exercise caution.

### CUTTING/DRILLING DUST

Always use tools with dust extraction systems when cutting and drilling Steni panels. Dust that is not captured can be easily removed with compressed air and a damp microfibre cloth containing an alkaline cleaning agent. Dust should be removed from panels immediately after cutting / drilling.

### AFTER INSTALLATION

Wipe away drilling and cutting dust with a damp microfibre cloth containing an alkaline cleaning agent. All labels etc. should be removed immediately after installation. Remove any residual adhesive with a suitable cleaning agent.

### PAINT, GRAFFITI, VARNISH, STAIN, ETC.

For proper removal of paint, graffiti, etc. it is important to determine what type of paint products have been used and choose cleaning agents accordingly. Improper use or unsuitable products may cause the paint to penetrate deeper into the panel.

Always contact a professional cleaning company before attempting to remove paint products (see [steni.com](https://www.steni.com) for a video showing how to remove graffiti).

### OIL, GREASE, SOOT, ETC.

Use degreasing agents or a similar product designed for use on painted surfaces (cars etc.). Follow the instructions carefully. Rinse the façade with a high-pressure washer, preferably using hot water. Use plenty of water.

### ALGAE, MOSS, DIRT, ETC.

Use a suitable alkaline or pH-neutral cleaning agent. Follow the instructions for use carefully. Rinse clean with a high-pressure washer. Use plenty of water.

### ACIDIC CLEANING AGENTS

Steni Nature and Steni Terra contain limestone, which can become discoloured if you use acidic cleaning agents.

---

## MAINTENANCE

Pollution, temperature fluctuations, weather and wind can cause wear and tear on the façade. An annual visual inspection is recommended for Steni façade panels and façade systems to ensure optimum lifespan and a stable façade with a beautiful, exclusive appearance year after year.

The warranty provisions require that regular and necessary maintenance of the façade is performed.

You should check the following points annually to ensure you perform necessary maintenance:

- Check to see whether the façade needs washing. The joints and areas around penetrations etc. are particularly likely to need cleaning.
- Make sure the panels are intact and that there are no cracks or damage as a result of impacts from vehicles, vandalism, etc.
- Make sure the panels are properly attached and that the screws are not loosening.
- Ensure that the façade is adequately ventilated and that the underlying structure is not suffering from moisture damage.

---

# HANDLING UTILITIES

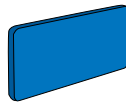
---

For a simple and safe handling of panels on the building site, we recommend that you use appropriate handling utilities.

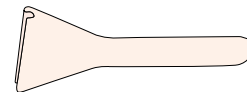
Examples of handling utilities.



Glass vacuum lifter



Spacer Block 5mm.



Spacer Block for profile.

## HEALTH AND SAFETY IS IMPORTANT

Frequent and heavy lifting is a strain on the body.

Follow the recommendations of the local labour inspection authority.

---

# ADVICE FOR PURCHASERS

---

## BUY STENI

S only sells through building material dealers. If you are a private individual, you should therefore contact your local supplier of building materials. If you are working on major projects requiring more follow-up, please contact one of our sales teams directly or scan the QR code below.

## STOCK ITEMS

If you order one of our stock items, your order will normally be delivered within two weeks.

## WHAT YOU GET

All our products are delivered on pallets, securely packed with protective plastic and straps. Each pallet is labelled with product and order numbers. Each pallet has a packing list providing information about its contents and brief instructions about storage and handling on site, as well as the necessary acceptance inspection.

There will also be information about where you can download installation instructions in your language.

Please remember that you will need to have a forklift truck available to unload the delivery at the construction site. If you do not have a forklift truck, a lorry crane will have to be ordered.

## WHAT TO CONSIDER

Firstly, as a customer you must decide which products you want and what you want the façade to look like. The formats, colours and composition you choose have a great bearing on the result in terms of both appearance and total cost. If you cannot use our standard formats, we recommend that you contact your local sales representative, who will be able to help you so that together we can find the best solution for your project.

During this process, we will also consider the choice of colour and gloss level, how on-site logistics will be handled, and various other aspects that you as a customer will have to decide on when you purchase custom formats from us. A phone call to us at an early stage can save you a lot of work, time and cost later in the process.

You should order via your local supplier of construction products or through one of our sales team. STENI will be happy to help you to set up your order and thereby ensure that we understand your needs. For more information, refer to our sales and delivery terms.



**Book a project meeting**  
[follow the QR code].

# STENI AROUND THE WORLD

Developing and manufacturing high-quality façades in Larvik, Norway since 1965.

Our products have been developed in the most demanding climate, and every day all over the world our façade panels are tested against the wind and weather, sun and rain and temperature fluctuations.

We have developed our products based on decades of experience and feedback, and today we can offer façade panels with a number of unique product advantages and a 60-year functional warranty.

Steni panels are both eco-friendly and pollution-resistant. Robust yet lightweight. Fireproof and frost-resistant. They keep their colour, and moisture just runs off. We call this Steni quality.

Today, we have sales companies and distributors throughout Europe, North America and the Middle East, and Steni façade panels protect and adorn buildings all over the world.

**HO**  
**Steni AS:**  
**Head office (HO) and production**  
Lågendalsveien 2633  
NO-3277 Steinsholt, Norway

**Steni sales companies**  
Norway  
Sweden  
Denmark  
Finland  
Netherlands  
Belgium  
Luxembourg

**Steni distributors**  
France  
UK and Ireland  
Iceland  
USA  
Canada  
United Arab Emirates

**Sales to other countries are handled by our export department in Norway.**



## LASTING EXPRESSIONS

STENI NORWAY [international]  
Head office/Factory/Store outlet  
Lågendalsveien 2633  
NO-3277 Steinsholt  
Norway  
E: [info@steni.no](mailto:info@steni.no)  
T: +47 33 15 56 00

### STENI SWEDEN

Första Långgatan 22  
413 28 Gothenburg  
Sweden  
E: [info@steni.se](mailto:info@steni.se)  
T: +46 [0] 31 706 08 50

### STENI DENMARK

Galoche Allè 12  
4600 Køge  
Denmark  
E: [steni@steni.dk](mailto:steni@steni.dk)  
T: +45 70 27 01 22

### STENI FINLAND

Vanha Helsingintie 18 B  
00700 Helsinki  
Finland  
E: [myynti@steni.fi](mailto:myynti@steni.fi)  
T: +358 [0]9 855 3420

### STENI BENELUX

Heltheuvelweg 11  
5222 VM 's-Hertogenbosch  
Netherlands  
E: [info@steni.nl](mailto:info@steni.nl)  
T: +31 [0]73 844 02 50